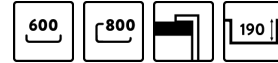
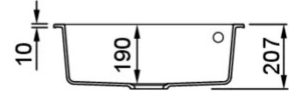
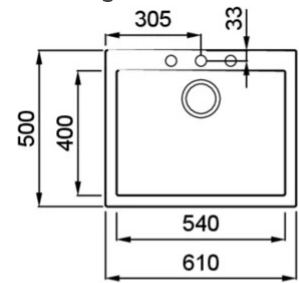




QD54TOP

Technical Drawing



0	
Description	1-bowl sink
Model	QD54TOP
Base (mm)	600 800 if first component
0	Inset
Dimensions (mm)	610 x 500
Hole for built-in installation (mm)	590 x 480
Number of Bowls	1
Bowl Depth (mm)	190
0	
Gross Weight (kg)	15,93
Net Weight (kg)	10,50
Packaging Dimension (kg)	690 x 575 x 300
0 (kg)	0,119
0	
Packaging	Cardboard and polyethylene
0	Space-saving siphon, wastes and hooks.

