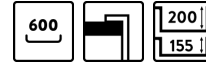
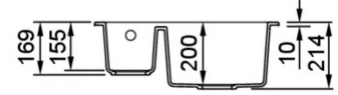
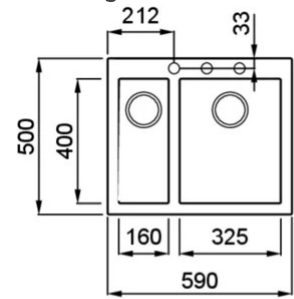




## QD3616TOP

### Technical Drawing



0	
<b>Description</b>	2-bowl sink
<b>Model</b>	QD3616TOP
<b>Base (mm)</b>	600
0	Inset
<b>Dimensions (mm)</b>	590 x 500
<b>Hole for built-in installation (mm)</b>	570 x 480
<b>Number of Bowls</b>	2
0	
<b>Gross Weight (kg)</b>	17,04
<b>Net Weight (kg)</b>	11,30
<b>Packaging Dimension (kg)</b>	690 x 575 x 300
0 (kg)	0,119
0	
<b>Packaging</b>	Cardboard and polyethylene
0	Space-saving siphon, wastes and hooks.

