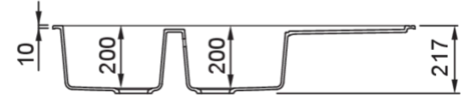
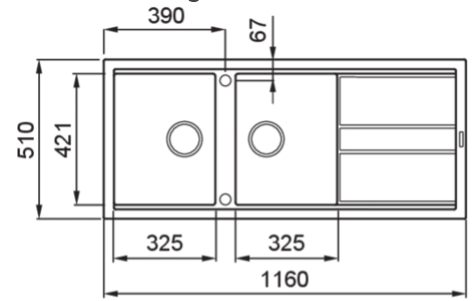


BEST 20

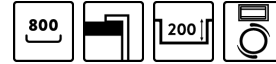


Technical Drawing



0

Description	2-bowl sink with drainer
Model	BEST 500
Base (mm)	800
0	Inset
Dimensions (mm)	1160 x 510
Hole for built-in installation (mm)	1140 x 480
Number of Bowls	2



0

Gross Weight (kg)	26,02
Net Weight (kg)	19,20
Packaging Dimension (kg)	1250 x 575 x 300
0 (kg)	0,216

