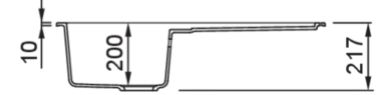
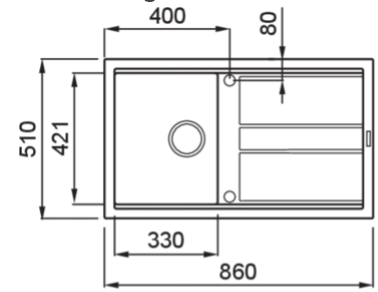




BEST10

Technical Drawing



0

**Description** 1-bowl sink with drainer

**Model** BEST 400

**Base (mm)** 450

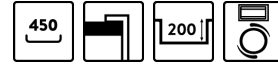
**0** Inset

**Dimensions (mm)** 860 x 510

**Hole for built-in installation (mm)** 840 x 480

**Number of Bowls** 1

**Bowl Depth (mm)** 200



0

**Gross Weight (kg)** 17,05

**Net Weight (kg)** 11,20

**Packaging Dimension (kg)** 940 x 575 x 300

**0 (kg)** 0,162

